



Dm – C - Bb Background  
Minor pentatonic scale D-F-G-A-C-D


Follow procedures described above, using Imitation, Exploration, and Improvisation  
Add in Bb to the pentatonic scale for extra flavor  
Bassists can shift hand to 3rd position for the A-C-D pattern

### Year 3


With D- A- Bm – G background  
Play D major in eighth notes – go to 9th scale degree:



Learn the notes in the chords

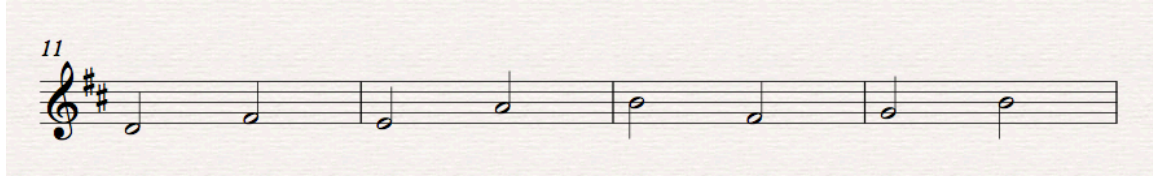


Explain the concept of inversion, rearranging chords to smooth the voice leading from one chord to the next:



Following a similar pattern of Imitation, Exploration, Improvisation, play the chord pitches, incorporating voice leading principles:

Ex. 1 – Half notes



Ex. 2 – Quarter notes



Explain the concept of non-chord neighboring tones that can be used to connect the chord tones together:



Students can be placed into groups of 2 or 3, with one person playing half notes, one playing quarter notes, and one playing eighth notes.

#### Year 4

Blue Monk – Blues

Learn the Head Chart – swing the 1/8 notes

Show them Basic 12-Bar Blues progression

Teach them notes in chords (see procedure above)

Teach them major pentatonic (D-E-F#-A-B)

Minor pentatonic (D-F-G-A-C-D)

Blue note (tritone – G#/Ab))

Combine into 9-tone scale (D-E-F-F#-G-G#-A-B-C)

Teach them Mixolydian scales

Imitation

Exploration

Improvisation with partners

Put it all together into a performable structure

1. Head
2. Partner jamming
3. Soloists?
4. Open it up – everyone go for it on a chorus
5. Head